

**AUGUST 2023**

**VOLUME 1 ISSUE 2**

# **TIGER TALK**

**AUGUST 14, 2023 - AUGUST 19, 2023**

***Welcome***

# **BACK TO SCHOOL**

***#MOVING FORWARD***



## Mission Statement: Our Purpose

Our Mission is to provide high quality education in a safe, respectful and inclusive environment that builds a foundation for life-long learning.

## Vision Statement: Where are we going!

Our vision is to develop well rounded, confident and responsible individuals who aspire to achieve their full potential by providing a welcoming, supportive, and rigorous learning environment.

**TIGERS: Teach, Inspire, and Grow Exceptional and Resilient Students**





## MESSAGE FROM THE PRINCIPAL

**I can't believe we are entering the 3rd week of school. We have implemented our policies and procedures both campus-wide and in the classroom. I am very impressed with how our students are meeting the expectations set. It is time to shift gears and focus on the Rigor in our classrooms.**

**To increase Rigor in the classrooms, we must embrace Student-Centered Learning. Teachers should encourage student-centered learning by allowing students to share in decisions, believing in our student's capacity to lead, and remembering how it feels to learn. Remember the 3 R's: Rigor, Relevance, & Relationships.**

**#AllIn4Wharton**

**#Accountability Starts With Me**





# The Fundamental 5

are the five critical practices that are at the core of highly effective instruction.

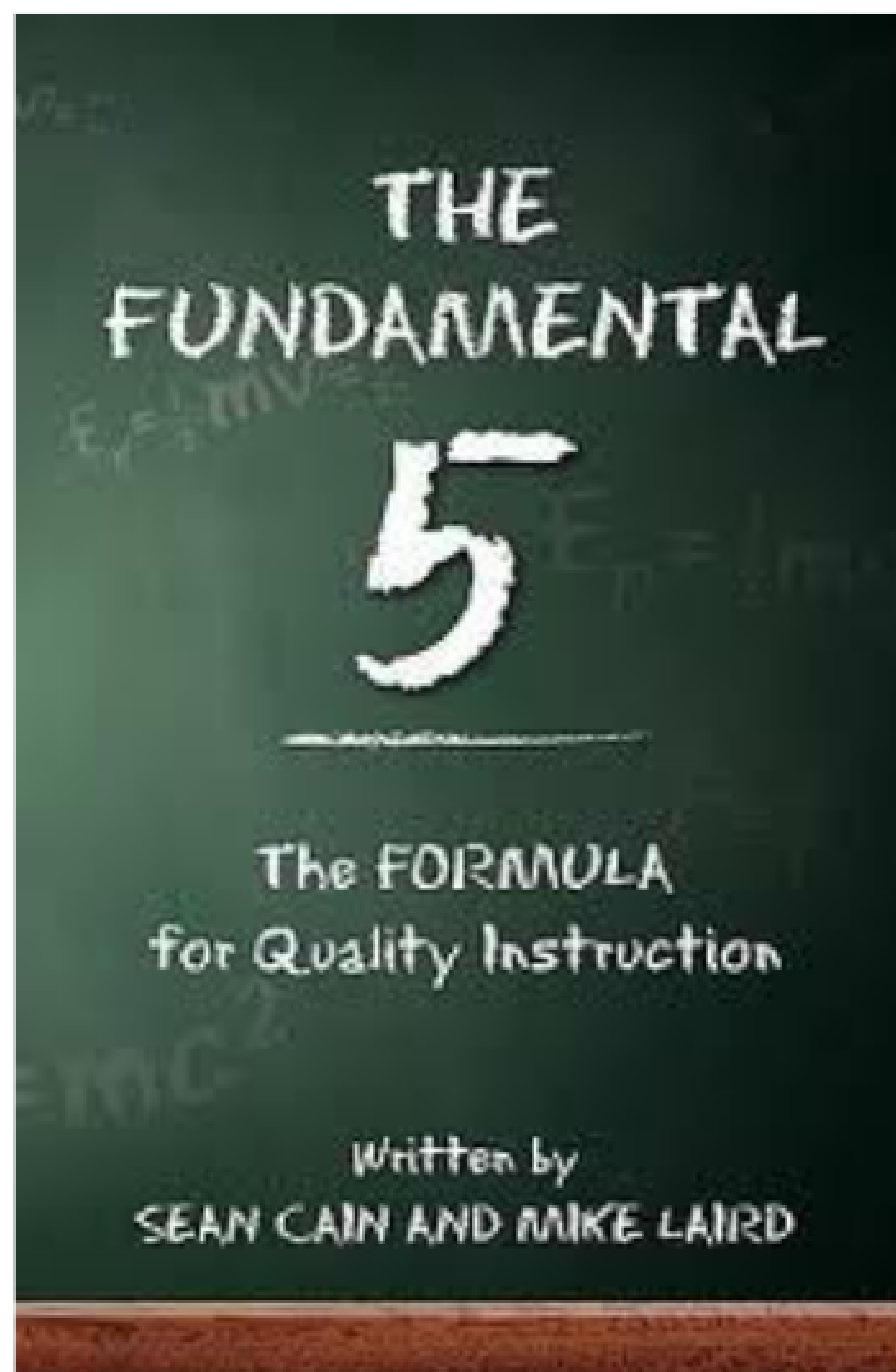
Framing the Lesson

Work in the  
“Power Zone”

Write Critically

Frequent,  
Small  
Group,  
Purposeful  
Talk

Recognize  
& Reinforce



### Framing the Lesson:

- Simply means the teacher gives the student a clear picture of...
  - What will be happening today and...
  - What they will be able to do with the knowledge
  - It goes back to clear expectations: What are you doing, why are you doing it...
  - Represents the **beginning** and **end** of the lesson
  - Objectives should be written in concrete, student friendly language
  - Communicates a clear focus to the student and teacher

### Power Zone:

- Simply teaching or monitoring in close proximity to one student, or a small group of students, or the entire classroom full of students.
- Basically you are wherever the students are
  - On task behaviors increase
  - Discipline issues decrease
  - Student retention of the content increases

### Frequent Small Group Purposeful Talk:

- After every 10-15 minutes of teacher driven discussion, or at the completion of a major instructional concept (whichever comes first) the teacher briefly stops talking and has groups of 2-4 students briefly discuss a **seed question** related to the instruction or instructional activity.
- It is not a long conversation or an unstructured one
- It is a focused microdiscussion lasting between 30 seconds and 3 minutes

### Recognize and Reinforce:

- Nine tenths of education is encouragement
- I know you will do it, I'm proud of you, good, keep going, well done, you can do it, fantastic effort, great work, you are smart
- Make a big deal of the small things
- Start reinforcing the work it takes to be successful

### Critical Write:

- Writing for the purpose of organizing, clarifying, defending, refuting, analyzing, dissecting, connecting, and/or expanding on ideas or concepts.
- Most natural and authentic way to increase the rigor
- It's not copying from a book. Neither is it a fill in the blank activity or free writing.
- It can consist of: a simple list, a short comparison paragraph, a quick summary, a mind map, purposeful note taking, a written exit ticket, a formal essay or term paper

# Fundamental 5 Focus for the Week

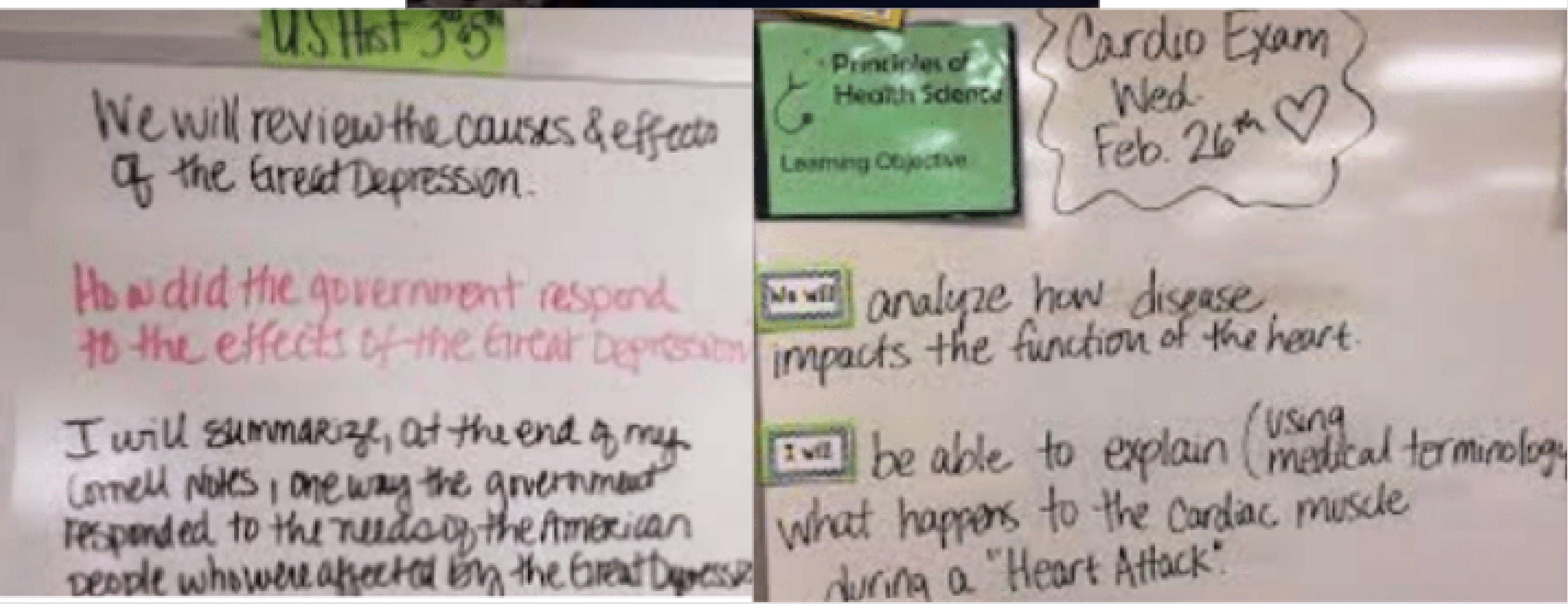
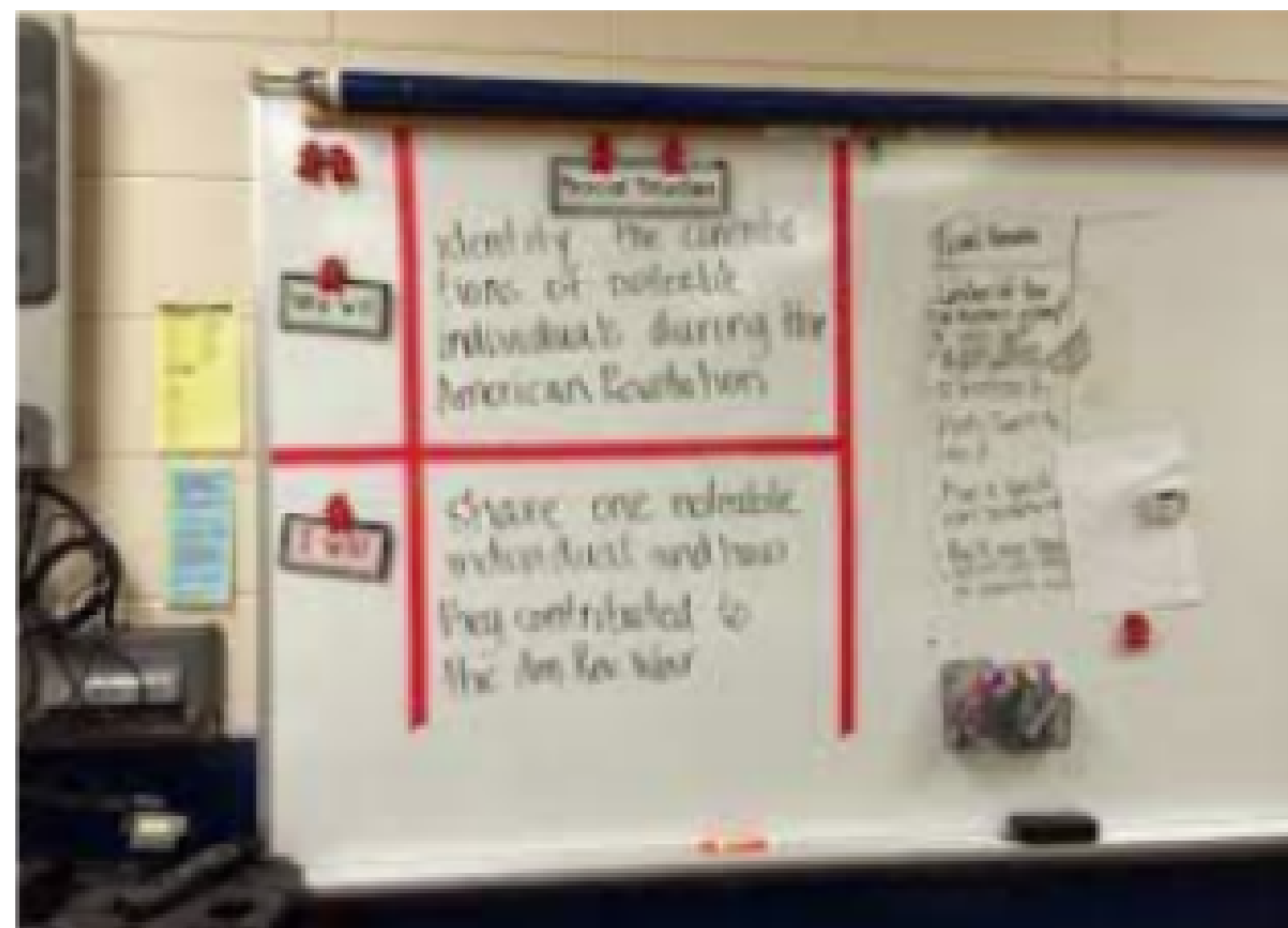
**Lesson Frame:** Simply means that the teacher gives the student a clear picture of...

- What will be happening during class today
- What they will be able to do with that knowledge
- It goes back to clear expectations...What are you doing and Why are you doing it?

**The first part: We Will** = Is the daily learning objective...it is the statement of what the student can expect to learn today.

**The second part: I Will** = The closing question, product, or task; clearly states how the student will demonstrate their understanding of the learning objective of the day. Serves as proof to both the teacher and the student that learning has taken place.

**THE LESSON FRAME NEEDS TO BE POSTED ON YOUR BOARD AND WRITTEN IN STUDENT FRIENDLY LANGUAGE.**



# Instructional Strategy for the Week

## Randomization:

- Formally assess students and checks for understanding of all students.
- A great way to keep your students engaged

## There are many ways to randomize in your classroom

- Popsicle sticks
- Google classroom
- Flippity
- Wheel of Names

These are just a few websites that can be presented on your smart board to assist with Randomization.





## Tiger Tips

- Expectations = As a campus we must raise the level of EXPECTATION! Don't lower your expectations to meet your performance. Raise your level of performance to meet your expectations. Expect the best out of your students and yourself, then do what is necessary to make it a reality (Ralph Marston).





# Mark Your Calendar

- **August 17**
  - Board Meeting
- **August 19**
  - Music & Art Shop

## **WISD WEEKLY ATHLETIC ITINERARY** **Week of August 14 through August 19, 2023**

### **Monday: 8-14-2023**

.

### **Tuesday: 8-15-2023**

- WHS Freshman Volleyball vs. Iowa Colony @ Wharton J.....5:00 pm
- WHS JV Volleyball vs. Iowa Colony @ Wharton..... 5:00 pm
- WHS Varsity Volleyball vs. Iowa Colony @ Wharton..... 6:00 pm

### **Wednesday: 8-16-2023**

### **Thursday: 8-17-2023**

- WHS Varsity Volleyball Tournament @ Bay City.....TBA
- WHS Team Tennis @ Randall .....4:00 pm

### **Friday: 8-18-2023**

- WHS Cross Country @ Sealy .....TBA
- WHS Freshman Volleyball @ Randle .....4:30 pm
- WHS JV Volleyball @ Randle..... 5:30 pm
- WHS Varsity Volleyball @ Randle..... 6:30 pm
- WHS Freshman Football @ Stafford .....5:00 pm
- WHS JV Football @ Stafford .....6:00 pm
- WHS Varsity Football @ Stafford .....7:00 pm

### **Saturday 8-19-2023**

- WHS Varsity Volleyball Tournament @ Bay City.....TBA
- WHS Team Tennis vs. Rock Port @ Calhoun.....2:00 pm



# **2023 – 2024 Dress and Grooming Guidelines**

## **DRESS AND PERSONAL APPEARANCE**

Wharton ISD has a dress and grooming code that is established to: teach grooming and hygiene, prevent disruptions, avoid safety hazards, and teach respect for oneself and others. Students should be dressed and groomed in a manner that is clean, neat, that will not be a safety hazard to themselves or others, and that promotes a positive self image and impression for both the student and those around him or her. Given that school is the student's environment where he/she will learn social skills and the proper way to interact with peers and persons of authority, students are expected to dress in a way appropriate to that environment.

The staff of the school is authorized to enforce the district's dress and grooming guidelines. Final determination of acceptable dress and grooming standards rests with the **principal or his/her designee and cannot be appealed.**

## **GENERAL**

Any clothing, jewelry, accessories or tattoos with decorations, patches, lettering advertisements, etc. considered obscene or offensive are not allowed. This includes clothing, jewelry or accessories having criminal street gang identifiers, accessories that may be used as weapons, and accessories having drug, sex, tobacco, or alcoholic beverage references or designs.

## **SHIRTS**

- Shirts must be clean and neat.
- Shirts/tops must touch the waist of pants/skirts at all times. (i.e., when in movement, when arms are extended or raised, and when in seated position, etc.)
- The length of an untucked shirt must not be longer than the tip of the longest finger with the student's hand fully extended down the side of the student's leg.
- Sleeveless, see-through, strapless tops, and low-cut blouses/tops/sweaters are not allowed.

## **PANTS**

- Pajama bottoms, sleepwear, or loungewear are not allowed.
- Clothing should be appropriately sized. Baggy clothing is not allowed.
- Pants should be worn at the waist at all times. **NO SAGGING AT ANY TIME.** Pants that do not fit (are more than one size too big for the waist) should not be worn unless the student has a belt that keeps the pants in dress code.
- No jeans with holes of any type allowed.
- Athletic wear, which may include yoga pants, stretch leggings and fitness tights, are permissible as long as they do not reveal undergarments, do not have sections of see-through material, or are worn with a shirt that covers the posterior (*approximately 6 inches below buttocks*), or are not disruptive to the school environment.
- Wind pants and sweatpants are allowed.



## SHORTS/DRESSES/SKIRTS

- The length of the garment must be no shorter than two inches above the knee.
- Loose fitting athletic (basketball) shorts are allowed.
- Dresses may not be halter type, sleeveless or strapless. Low cut fronts/back and/or backless dresses are not allowed.

## ACCESSORIES

- Visible piercings allowed **ONLY** in the ears. Nose rings are **NOT** allowed.
- For safety reasons, it is recommended that students not wear excessively large earrings or jewelry.

## HAIR

- Hair should be kept neat and clean.
- Facial hair should be neat, clean, closely trimmed and not be a distraction to the learning environment.

## FOOTWEAR

- Students may not wear house shoes or shoes with cleats.
- Students are allowed to wear Croc-like/style shoes and slides. However, closed-toe shoes will be required for student safety. (For example in science labs, woodshops, welding, etc.)
- **For safety reasons, students in Grades PK-5 must wear shoes with a back.**

## RESTRICTIONS

- Caps, hats and any form of knit cap must be removed before entering the building.
- No hats, caps, doo-rags, wave caps, bandanas or hoods worn indoors, except on campus designated days or during designated times permitted by the campus.
- Jackets with hoods may be worn; however, hoods should be removed upon entering the building.
- Sunglasses are not allowed in the building except on campus-designated days or during designated times permitted by the campus.
- No clothing that has been ripped, torn, or cut above the knee.

## BACKPACKS/PURSES

- Clear backpacks **ONLY** (wheels are **NOT** allowed).
- Purses may be no larger than 12 inches x 12 inches x 6 inches; no large beach or tote bags are allowed to be used as a purse.

## IDENTIFICATION BADGES

- As a way to increase security and efficiency on secondary campuses, Wharton ISD requires all students, grades 6-12, to wear Wharton ISD-issued identification (ID) at all times. The student ID provides greater efficiency for students when interacting with various district services including the library, cafeteria, and transportation.
- All secondary students are provided their first ID card at no expense. But should the ID be lost, stolen, or damaged, a replacement must be promptly purchased for \$5 from their designated school office.



# Campus Photos

## Class Assemblies





# Campus Photos



## Chandler's Motivational Chat

Tell me and I forget. Teach me and I remember.  
Involve me and I learn.

**Benjamin Franklin**